



Pyk2 (Phospho-Tyr402) Antibody

#11216

Catalog Number: 11216-1, 11216-2

Amount: 50µg/50µl, 100µg/100µl

Swiss-Prot No. : Q14289

Form of Antibody: Rabbit IgG in phosphate buffered saline (without Mg²⁺ and Ca²⁺), pH 7.4, 150mM NaCl, 0.02% sodium azide and 50% glycerol.

Storage/Stability: Store at -20°C/1 year

Immunogen: The antiserum was produced against synthesized phosphopeptide derived from Human Pyk2 around the phosphorylation site of tyrosine 402 (D-I-Y_P-A-E).

Purification: The antibody was affinity-purified from rabbit antiserum by affinity-chromatography using epitope-specific phosphopeptide. The antibody against non-phosphopeptide was removed by chromatography using non-phosphopeptide corresponding to the phosphorylation site.


Specificity/Sensitivity: Pyk2 (phospho-Tyr402) antibody detects endogenous levels of Pyk2 only when phosphorylated at tyrosine 402.

Reactivity: Human, Mouse, Rat

Applications:

Predicted MW: 140kd

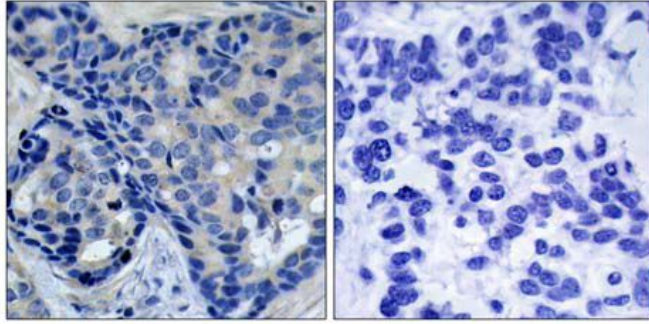
WB: 1:500~1:1000 IHC: 1:50~1:100 IF: 1:100~1:200



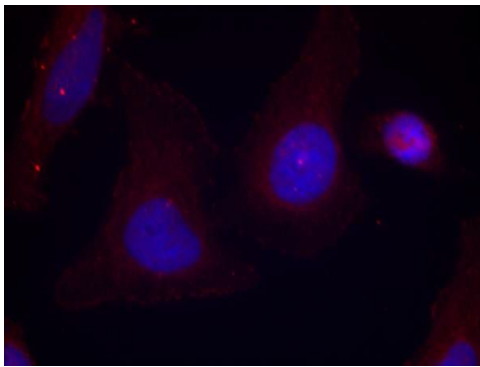
PMA - - - +

Peptide - + - -

Western blot analysis of extract from Jurkat cells, untreated or treated with PMA (1ng/ml, 5min), using Pyk2 (Ab-402) antibody (#21209, Lane 1 and 2) and Pyk2 (phospho- Tyr402) antibody (#11216, Lane 3 and 4).



Immunohistochemical analysis of paraffin- embedded human breast carcinoma tissue, using Tyk2 (Phospho-Tyr402) antibody (#11216).



Immunofluorescence staining of methanol-fixed HeLa cells Using Tyk2 (Phospho-Tyr402) antibody (#11216).

Background :

Involved in calcium induced regulation of ion channel and activation of the map kinase signaling pathway. May represent an important signaling intermediate between neuropeptide activated receptors or neurotransmitters that increase calcium flux and the downstream signals that regulate neuronal activity. Interacts with the SH2 domain of Grb2. May phosphorylate the voltage-gated potassium channel protein Kv1.2. Its activation is highly correlated with the stimulation of c-Jun N-terminal kinase activity. Involved in osmotic stress-dependent SNCA 'Tyr-125' phosphorylation

References:

- Gluck SL, et al. (2004) J Clin Invest; 114(12): 1696-1699
- Benzing T, et al. (2001) Proc Natl Acad Sci U S A; 98(17): 9784-9789
- Tian D, et al. (2002) Mol Cell Biol; 22(8): 2650-2662
- Lu Z, et al. (2001) Mol Cell Biol; 21(12): 4016-4031
- Krishnan HH, et al. (2006) J Virol; 80(3): 1167-1180